

## Instructions For Online Application

### UNESCO/People's Republic of China – The Great Wall Co-Sponsored Fellowships Programme

#### Important:

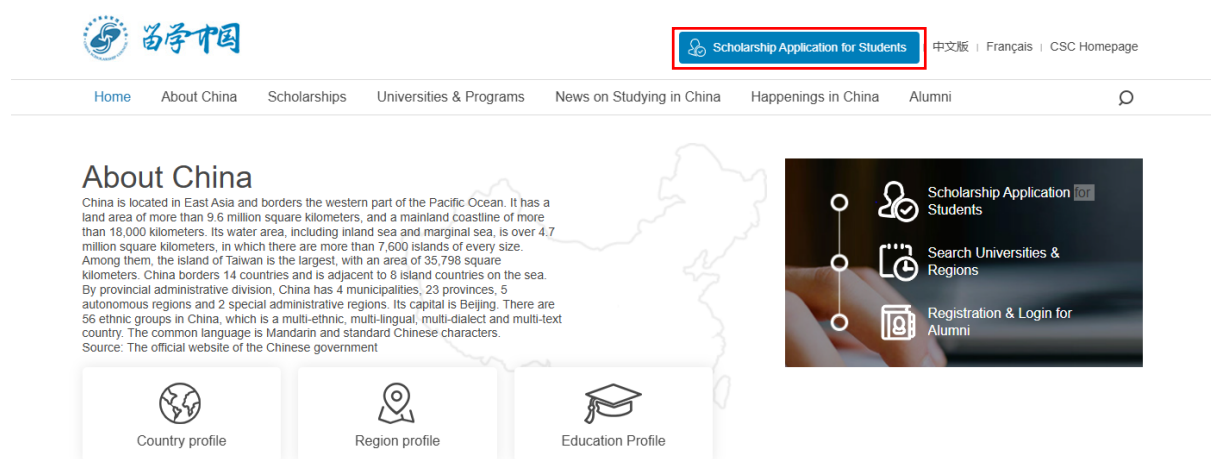
Please complete the Application Form in English.

Application documents in languages other than English or Chinese must be attached with notarized English or Chinese translation.

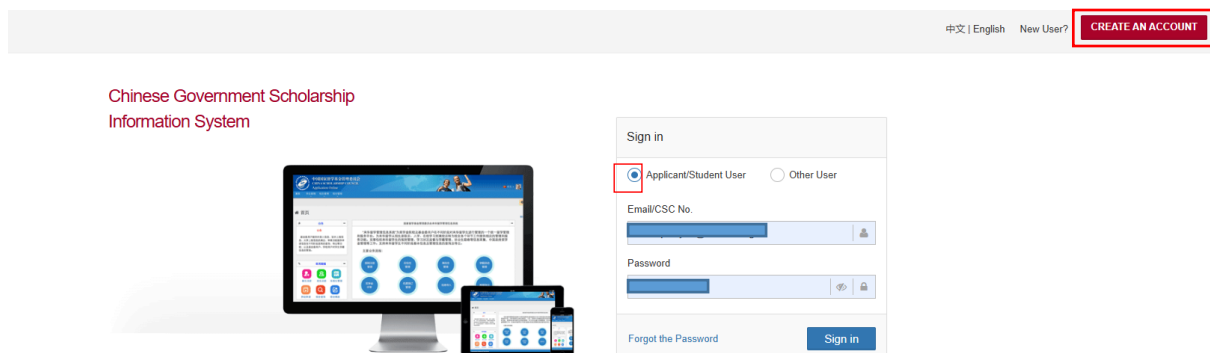
Creating an account with a Gmail or Yahoo email address may result in failures of receiving verification email from the application system. Thus, it is suggested to use another email address (i.e. Outlook) for registration.

If you are using an e-mail address in which the e-mail domain belongs to an organization or a company. The verification e-mail from the CSC system could be blocked because of certain organizational or company policies. In this case, please try to use your personal e-mail with other well-known hosting services.

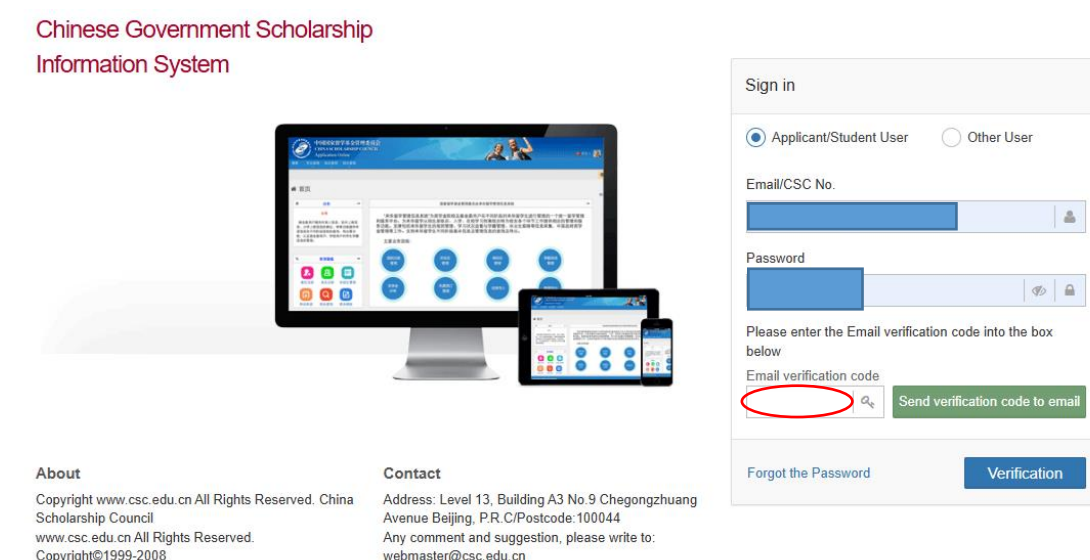
**Step 1:** Visit CSC's Study in China website and click "Scholarship Application for Students" at <https://campuschina.org/>



**Step 2:** Register an account through "Create an Account" and login with your account. For new users: Create your account with an accessible e-mail.

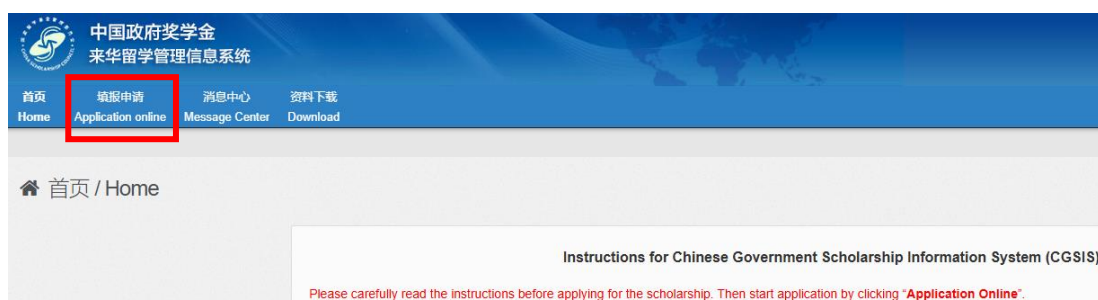


**Step 3:** Then, you will receive an Email Verification Code from the application system. Enter the code to activate your account.



Now you are on the home page of your online application. As a first-time user, you are highly recommended to read the instructions carefully.

**Step 4:** Click on “Application Online” to start your application.



**Step 5:** Click on “Edit Personal Details” to enter your Personal Information, Education and Employment history and Other Contacts. Then, “Verify and Save” the respective sections.

**Application Status: Unsubmitted**

Input Personal Details: [Edit Personal Details](#)

Input Application Information: [Type A Application](#) [Type B Application](#) [Type C Application](#)

Download My Application Form: [Print the application form](#)

The application form can only be downloaded after the submission of all applications. If the account contains unsubmitted applications, the applicant will not be able to download the application form.

**Important:**

Please make sure your full name, the passport number, and its date of expiration are entered exactly the same as your passport.

Once selected as a fellow, the admission documents will be made based on the information you provide in the online application. Any mismatch of name or passport number will probably result in failure of a visa application.

Make sure the telephone number and email address that you provide are correct and reachable for your future contact with UNESCO and relevant institutions in China.

**Step 6:** After you make sure all the 3 sections are well completed, click on “Finish” to go back to the “Application Status” page.

🏠 填报申请 / Application

[Finish](#)

Personal Information ☐ +

Education and Employment History ☐ +

Other Contacts ☐ +

**Step 7:** Click on “Applicant Declaration” and then confirm your agreement with all terms in the Applicant Declaration.

🏠 填报申请 / Application

**Application Status: Unsubmitted**

Input Personal Details: [Edit Personal Details](#) [Applicant Declaration](#)

Input Application Information: [Type A Application](#) [Type B Application](#) [Type C Application](#)

Download My Application Form: [Print the application form](#)

The application form can only be downloaded after the submission of all applications. If the account contains unsubmitted applications, the applicant will not be able to download the application form.

**Applicant Declaration of Government Scholarship Information System**  
**China Scholarship Council (CSC)**

Welcome to the Chinese Government Scholarship Information System. Before proceeding, please carefully review the following terms. By clicking "Agree" and submitting your application through this system, you consent to all provisions herein, comply with relevant policies, and authorize the system to collect and use your personal information and application materials. If you disagree, please terminate system use immediately.

1. Upon registration, you will be assigned a user account. Please safeguard your account and password. Leaking such information may compromise your personal rights, and you bear full legal liability for all activities under your account.
2. You shall be fully responsible for the authenticity, legality, validity, and accuracy of all submitted information/materials. Impersonation or submitting information under others' names is prohibited. Modification is not allowed after submission of your application. Submitted application with errors, falsehoods, or misrepresentations may disqualify you from the scholarship and incur liabilities.
3. During studies in China, holding multiple scholarships from Chinese governments/institutions is prohibited. CSC reserves the right to revoke scholarships if violations are confirmed.
4. For Type A applications, in the circumstance that you are rejected by all preferred universities or voluntarily give up the application, scholarship eligibility is automatically voided.
5. Within each enrollment year, each applicant is allowed submit no more than 3 applications, including a maximum of 2 Type A and 1 Type B applications. Multiple Type A applications of one applicant shall not be submitted to the same agency. Under the circumstance that applicant of Type B application having several preferred Chinese universities, the applicant shall choose one of them for scholarship application. The university within the submitted Type B application will be regarded as the applicant's final decision, which is not allowed to change when the application is processed.
6. Admission results will be notified by the designated application agency. CSC is unable to relay review progress, admission decisions, or related information directly to applicants. If you submit multiple scholarship applications to different agencies through this system, while complying with all stipulated terms, or apply for other Chinese government-funded scholarships, such actions shall be deemed as the your consent to accept any admission offer from applied scholarships. CSC is unable to solicit separate confirmation from you under such circumstances.
7. Privacy Clause: CSC upholds the principle of safeguarding the confidentiality of users' personal information. To ensure your data security, this system employs industry-standard protective measures compliant with legal requirements and current technical capabilities. These include physical, technical, and administrative safeguards to mitigate risks of loss, misuse, unauthorized access, disclosure, alteration, or destruction. We endeavor to prevent data from being compromised through unapproved access, public disclosure, use, modification, damage, or loss.

☐ I confirm that I have read and **AGREE** to all terms in the Applicant Declaration.

[Close](#)

**Step 8:** On the "Application Status" page, click on "**Type A Application**" to select the correct Program Category.

填报申请 / Application

**Application Status: Unsubmitted**

Input Personal Details: [Edit Personal Details](#) [Applicant Declaration](#)

Input Application Information: [Type A Application](#) [Type B Application](#) [Type C Application](#)

Download My Application Form: [Print the application form](#)

The application form can only be downloaded after the submission of all applications. If the account contains unsubmitted applications, the applicant will not be able to download the application form.

**Step 9:** On the “Language Proficiency and Study Plan” Section, **enter “00001” as the “Agency Number” of UNESCO.**

As Program Category and Agency Number are directly matched, the application processing authorities will not receive your online application if the program category or agency number are not correct.

填报申请 / Application

Language Proficiency and Study Plan

Agency No.

Mandatory

Finish

**Step 10:** Complete the information on “Language Proficiency and Study Plan” Section.

### Language Proficiency and Study Plan

When applicants of “Type A” application choose the “Preferences of Institutes”, the system will automatically match the available universities based on the selected “Student Category, Preferred teaching language and Major applying for”. With any inquiry concerning the available majors of each university, please visit the following website: <http://www.campuschina.org/universities/index.html> “Catalog of Discipline Field, First-Level Discipline, Specialty” is available in the “Help”, applicants could download the file to identify the relation between Discipline and Major.

If you are applying for a programme taught in Chinese, you are required to submit related language proficiency certificates to proof your Chinese proficiency.

The duration of the studies will depend on the type of program selected. For instance, a visiting scholar program will last for one year dot. The duration of a postgraduate degree program ranges from two to five years, depending on the type of degree and field of study selected.

**Step 11:** On the same page, upload your supporting documents. The “Submit” button will turn blue and become clickable, only after you upload all the mandatory documents.

[Finish](#)

👤 Language Proficiency and Study Plan
📄 +

👤 Supporting Documents
📄 -

#	Document List	Mandatory or not	File Name	Operation
1	ID Photo	Yes	Capture.PNG 📄	<a href="#">Upload</a>
2	Certificates of Highest Education (Notarized Copy)	Yes	APPLICATION.pdf 📄	<a href="#">Upload</a>
3	Transcripts of Highest Education (Notarized Copy)	Yes	APPLICATION.pdf 📄	<a href="#">Upload</a>
4	Study Plan	Yes	APPLICATION.pdf 📄	<a href="#">Upload</a>
5	Reference I	No	APPLICATION.pdf 📄	<a href="#">Upload</a> <a href="#">Add Provider</a>
6	Reference II	No	APPLICATION.pdf 📄	<a href="#">Upload</a> <a href="#">Add Provider</a>
7	Passport Home Page	Yes	APPLICATION.pdf 📄	<a href="#">Upload</a>
8	Physical Examination Record for Foreigner	Yes	APPLICATION.pdf 📄	<a href="#">Upload</a>
9	Papers or Articles Published or to be Published	No	APPLICATION.pdf 📄	<a href="#">Upload</a>
10	Example of Art (6 color pictures) and Music Work (1 audio tape)(Only for the applicants for Fine Arts and Music)	No	APPLICATION.pdf 📄	<a href="#">Upload</a>
11	Other Supporting Documents	No	APPLICATION.pdf 📄	<a href="#">Upload</a>
12	Chinese Language Proficiency Certificate	No	APPLICATION.pdf 📄	<a href="#">Upload</a>
13	English Language Proficiency Certificate	No	APPLICATION.pdf 📄	<a href="#">Upload</a>
14	China Scholastic Competency Assessment (CSCA) SCORE REPORT	Yes	APPLICATION.pdf 📄	<a href="#">Upload</a>
15	Pre-admission Letter	No	APPLICATION.pdf 📄	<a href="#">Upload</a>
16	Non-Criminal Record Report	Yes	APPLICATION.pdf 📄	<a href="#">Upload</a>

[Submit](#)

Your application should include the following mandatory documents:

#### (i) Application Form for Chinese Government Scholarship

After completing the online application in English, you can download and print the corresponding form.

#### (ii) Copy of Passport home page

The applicant must provide a clear scanned copy of her/his ordinary passport home page with validity later than 1 September 2027.

#### (iii) Notarized photocopies of highest diploma

Prospective diploma winners must provide official proof of student status from their current educational institution.

Documents in languages other than Chinese or English must be attached with notarized Chinese or English translation.

#### (iv) Academic transcripts

Documents in languages other than Chinese or English must be attached with notarized Chinese or English translation.

#### (v) Language qualification certificates

Candidates applying for English-taught programmes should submit a certificate of international English proficiency, such as IELTS or TOEFL.

If a candidate cannot provide an international English certificate, it is mandatory for him/her to submit a UNESCO Certificate of Language Knowledge (Annex IV), duly signed and stamped by a certified language institution or language tutor, to prove that the candidate has sufficient language knowledge to attend the courses of study.

Candidates applying for Chinese-taught programmes must submit valid HSK reports in line with the language requirements of their applied study programme.

#### (vi) Pre-admission documents from a designated Chinese university

All candidates must provide a pre-admission document issued by the universities they are applying to.

Examples of admission documents: admission notice, pre-admission letter, invitation from professors, etc.

#### (vii) A Study Plan or Research Proposal in Chinese or English

The submitted study plan or research proposal should be in compliance with the following minimum word count:

- A minimum of 500 words for candidates applying for one-year visiting programmes
- A minimum of 800 words for candidates applying for postgraduate degree programmes

#### (viii) Recommendation Letters

Candidates for postgraduate degree programmes and senior visiting scholar programmes must submit two letters of recommendation in Chinese or English from professors or associate professors familiar with the work/study of the candidates.

#### (ix) A photocopy of Foreign Physical Examination Form (Annex III)

This document should be provided in English.

The physical examination must cover all the items listed in the Foreign Physical Examination Form. Records that are incomplete or lack the signature of the attending physician, the official stamp of the hospital, or a sealed photograph of the applicants will be considered invalid.

Please select the appropriate time to take physical examination, as the result is valid for 6 months.

Candidates should keep the original copy of the completed form.

#### (x) Non-criminal record report

The applicants must submit a valid certificate of Non-Criminal Record issued within 6 months of the application submission deadline by a local public security authority.

Applicants shall also submit the following documents, if applicable:

##### (i) Example of Art

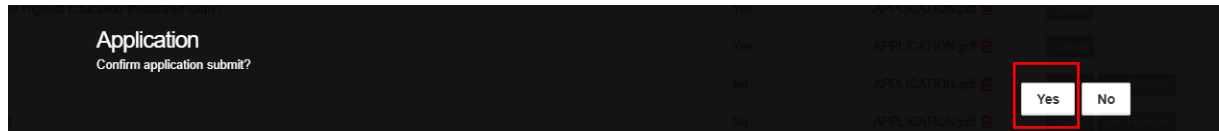
Candidates applying for art- or design-related fields of study may submit their own works in "Example of Art/Other Supporting Documents" in the system. Such materials could be submitted directly to the applied universities in other ways.

##### (ii) Applicants under the age of 18 should submit the valid documents of their legal guardians in China.

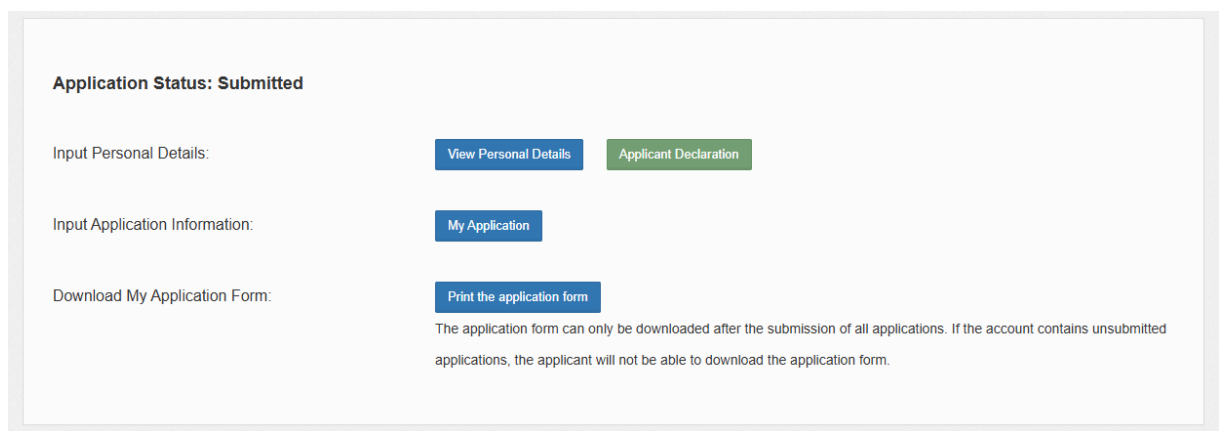
Candidates hold the responsibility to ensure the uploaded supporting documents are clear, authentic, and valid. It is highly recommended to use professional devices to scan documents. Any consequence due to unclear, or unidentifiable uploaded documents will be borne by the candidates.

When you are sure that everything you enter/upload in the application system are correct and in line with the requirements, click “Submit”.

**Step 12:** Then, click “Yes” to submit your application.



**Step 13:** After you submit your application, your Application Status will be read as “Submitted”.



Now you can download your Application Form for Chinese Government Scholarship by clicking on “Print the Application Form”.

You will find the “Serial Number” of your application at the bottom of the generated application form.






















It’s very important! Please do not forget to indicate this Serial number when you submit your application to UNESCO.



( The above table is only for CSC )

## APPLICATION FORM FOR CHINESE GOVERNMENT SCHOLARSHIP

### Personal Information

Agency No. 00001	Agency Name UNESCO		
Surname 		Given Name 	
Chinese Name		Gender 	
Date of Birth 		Marital Status 	
Nationality 	Native Language 	Passport No. 	
Country of Birth 		Date of Expiration 	
City of Birth 		Religion	
Personal Contact Phone 	Personal Contact Email 	Personal Contact Alternate Email	
Personal Contact WeChat ID		Personal Contact SKYPE No.	
Personal Contact Correspondence Address 			
Emergency Contact Name 		Emergency Contact Gender 	
Relation to the Applicant 			
Emergency Contact Phone No. 		Emergency Contact Email 	
Emergency Contact Correspondence Address 			

## How to modify your application after submission?

If you want to make changes to your application after submission, you will need to withdraw the submitted application before modification.

You should enter “My Application”, and then click “Withdraw this Application” on the next page. After confirming your withdrawal, you will be back to the “Application Status” Page. Then, you can enter “My Application” again to edit your application. Sometimes, you will need to refresh the page to see the withdrawn application.

### Application Status: Submitted

Input Personal Details:

[View Personal Details](#)[Applicant Declaration](#)

Input Application Information:

[My Application](#)

Download My Application Form:

[Print the application form](#)

The application form can only be downloaded after the submission of all applications. If the account contains unsubmitted applications, the applicant will not be able to download the application form.

🏠 填报申请 / Application

申请提交时间: 2025-11-26

[Withdraw this application](#)[Finish](#)

Agency No.

00001

### Application

Confirm application withdrawal?

00000000

☒ Yes

☐ No

🏠 填报申请 / Application

### Application Status: Withdrawn

Input Personal Details:

[Edit Personal Details](#)[Applicant Declaration](#)

Input Application Information:

[My Application](#)[Change My Application to Type B](#)[Change My Application to Type C](#)

Download My Application Form:

[Print the application form](#)

The application form can only be downloaded after the submission of all applications. If the account contains unsubmitted applications, the applicant will not be able to download the application form.